

BOCHK Hong Kong Dollar Income Fund

Monthly Highlight

May 2023 (Data as of 28/4/2023)



Key Features and Risk Disclosure:

- The BOCHK Hong Kong Dollar Income Fund (the "Sub-Fund") seeks to provide a stable income stream and long-term capital appreciation through investing at least 70% of its non-cash assets in a portfolio which mainly consists of Hong Kong dollar denominated investment grade bonds. The Sub-Fund may invest not more than 30% of its Net Asset Value in debt instruments with loss-absorption features (LAP).
- Investment involves risks and the Sub-Fund may not be suitable for anyone. Past performance is not indicative of future performance. The Sub-Fund is subject to market and exchange rate fluctuations and to the risks inherent in all investments. Price of Units and the income (if any) generated from the Sub-Fund may go down as well as up. Investors could face no returns and/or suffer significant loss related to the investments. There is no guarantee in respect of repayment of principal.
- The key risks to which the Sub-Fund is subject to include: general investment risk, currency risk, concentration risk, credit/ counterparty risk, credit rating risk, downgrading risk, interest rate risk, valuation risk, derivative instruments risk, risk in relation to distribution, RMB currency and conversion risks, risk relating to those class(es) of units denominated in a currency other than the base currency, cross-class liability risk and risk associated with instruments with loss-absorption features.
- The Manager will normally make distributions out of net income received or receivable. However, in the event that the net income is insufficient to pay the distributions that it declares, the Manager may also, in its absolute discretion, determine that distributions be paid out of capital, or the Manager may, in its discretion, pay distributions out of the gross income while charging / paying all or part of the fees and expenses to / out of capital, resulting in an increase in distributable income for the payment of distributions and therefore, the Sub-Fund may effectively pay distributions out of capital. This may reduce the capital available for investment in future and may constrain capital growth.
- Investors should be aware that in circumstances where distributions are paid out of capital or effectively out of capital, this amounts to a return or withdrawal of part of the amount investors originally invested or from any capital gains attributable to that original investment. Any distributions involving payment of distributions out of capital or payment of distributions effectively out of capital (as the case may be) may result in an immediate decrease in the Net Asset Value per Unit of the relevant class.
- Please refer to the offering document of the Sub-Fund for further details including investment objectives and policies, charges and expenses, and risk factors, before making any investment decision.

Market Comment and Fund Comment[#]

Market Comment

- Hong Kong dollar (HKD) bond markets sold off in April. Carry trades among investors pushed HKD to the weaker side of the 7.75-7.85/USD allowable trading band, triggering various interventions by Hong Kong Monetary Authority (HKMA) that further drained liquidity from the system.
- Further falling of the aggregate balance prompted HKD bonds to underperform its U.S. counterparts, resulting in narrowing of yield differentials led by the front-end.

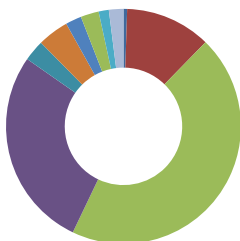
Fund Comment

- With global macro uncertainty amid virus evolution remaining, market volatility should likely stay high in the near term. We adhere to a conservative approach towards duration management, whilst favoring high-quality credits for yield enhancement.

Fund Features

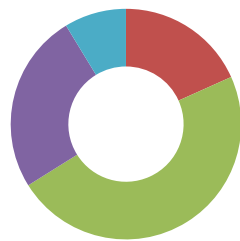
- Invest mainly in Hong Kong dollar denominated investment grade bonds, mitigating currency risk.
- Invest in bonds from private corporation and government, which invest across a spectrum of sectors, therefore achieving risk diversification and exposing to various opportunities from business cycle.
- As of 28/4/2023, Investment grade bonds rated grade A or above account for 66.1% of the portfolio*.
- As of 28/4/2023, duration of the Sub-Fund is 1.6, the 3 years annualized standard deviation is 2.4225%.

Sector allocation**



0.5% Net Liquidity	11.8% Government
44.8% Financial Services	27.6% Property
2.9% Utilities	4.3% Industrials
2.2% Others - BOCIP China Bond Fund	
2.5% Others - BOCIP Flexi HKD Income Fund	
1.4% Others - BOCIP USD Short Duration Bond Fund	
2.0% Others - BOCIP Flexi USD Bond Fund	

Credit rating (Bond)



0.0% AAA	18.3% AA
47.8% A	25.2% BBB
8.7% Others	

Source: BOCI-Prudential Asset Management

◊ The Sub-Fund is approved as "Eligible Collective Investment Scheme" under "Capital Investment Entrant Scheme" ("CIES") of Hong Kong Special Administrative Region ("HKSAR"). The HKSAR Government has announced that the CIES has been suspended with effect from 15 January 2015 until further notice. The Immigration Department of HKSAR ("Immigration Department") will continue to process applications received on or before 14 January 2015, whether already approved (including approval-in-principle and formal approval) or still being processed. For further details and the related Frequently Asked Questions, please visit the website of the Immigration Department at http://www.immd.gov.hk/eng/services/visas/capital_investment_entrant_scheme.html.

The manager's comment above solely reflects the opinion, view and interpretation of the fund managers as of the date of issuance of this document. Investors should not solely rely on such information to make any investment decision.

Fund Distribution^{***}

Record Date	Distribution per Unit (HKD)	Class A-HKD Units		
		Fund Price on Record Date (HKD)	Distribution Rate	Annualized Yield
30/06/2020	0.0557	11.1332	0.50%	
30/09/2020	0.0560	11.1892	0.50%	
31/12/2020	0.0561	11.2085	0.50%	
31/03/2021	0.0556	11.1169	0.50%	
30/06/2021	0.0558	11.1555	0.50%	
30/09/2021	0.0555	11.0948	0.50%	
31/12/2021	0.0550	10.9948	0.50%	
31/03/2022	0.0535	10.6961	0.50%	
30/06/2022	0.0526	10.5011	0.50%	
30/09/2022	0.0515	10.2818	0.50%	
31/12/2022	0.0516	10.3062	0.50%	
31/03/2023	0.0524	10.4731	0.50%	2.00%

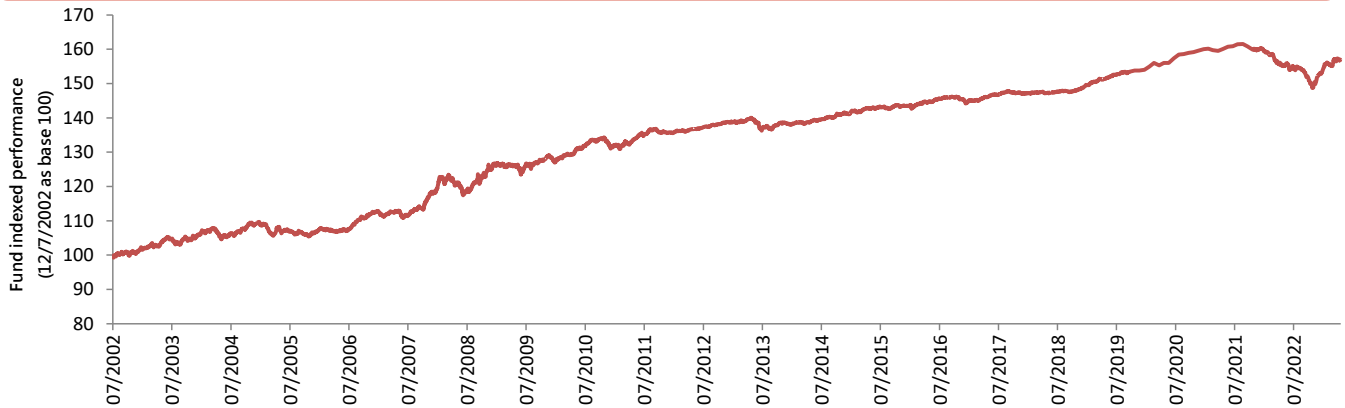
* Source: BOCI-Prudential Asset Management; Credit ratings of debt securities are based on the credit rating announced by S&P and Moody

** With effect from 17 December 2018, sector classification methodology for the Sub-Fund has been updated slightly. Accordingly, the sector allocation has been restructured and the sector named "Telecom" has been replaced by "Communication Services".

§ "Net Liquidity" was formerly named as "Cash & Deposit".

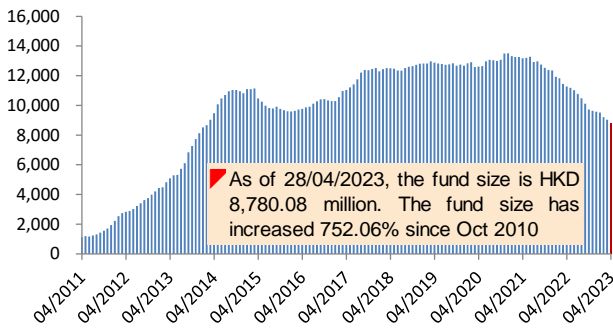
*** The Manager may, subject to its discretion, declare distributions on a quarterly basis. Distributions will normally be paid out of net income, and in the event that the net income is insufficient to pay the distributions, the Manager may determine in its discretion that distributions be paid out of capital, or the Manager may, in its discretion, pay distributions out of the gross income while charging/ paying all or part of the fees and expenses to/ out of capital, resulting in an increase in distributable income for the payment of distributions and therefore, the Sub-Fund may effectively pay distributions out of capital. The Manager has discretion as to whether or not to make any distributions for the Sub-Fund, the frequency of distributions, the dates and the amount of distributions. The Manager also has the discretion to determine if and to what extent distributions will be paid out of capital of the Sub-Fund. Please also refer to the Manager's website for the composition of the latest distribution (i.e. the relative amounts paid out of (i) net distributable income and (ii) capital). Information contained in the website of the Manager has not been reviewed by the SFC. The annualized yield is defined as "total number of distribution per year x Distribution Rate as of the record date" with effect from 23 September 2014, where "Distribution Rate as of the record date" is defined as "Distribution per Unit / fund price on the record date x 100%".

Fund Performance[△] (Since inception (12/7/2002) to 28/4/2023) (Gross Distribution Reinvested) (Class A-HKD Units)

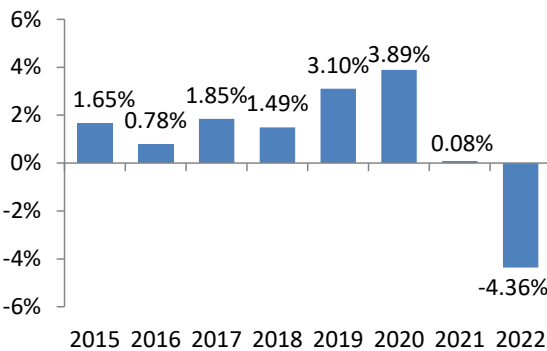


Source : Lipper

Fund Size (Million HKD)



Calendar Year Performance[△] (HKD) (Gross Distribution Reinvested) (Class A-HKD Units)



Fund performance is calculated with gross distribution reinvested
* Since inception 12/7/2002 to 28/4/2023

Source : BOCI-Prudential Asset Management

[△] Investment involves risk. Fund performance is calculated in sub-fund's base currency on NAV-to-NAV basis with gross distribution reinvested. The Sub-Fund is subject to market fluctuations and exchange rate fluctuations in all investment. Investor should carefully consider their own investment objectives, risk tolerance level and other circumstances and seek independent financial and professional advice as appropriate before making any investments.

Cumulative Performance[△] (HKD) (Class A-HKD Units)

YTD	2.55%
1 month	0.41%
3 months	0.81%
6 months	5.04%
1 year	1.08%
3 years	0.69%
5 years	6.67%
Since Inception*	57.07%

Top Ten Holdings (as of 28/4/2023)

Investment	(%)	Issuer
HK GOVT BOND PRO HKCPI S/A 16NOV2023	3.8	HKSAR Government
CN OVRS FIN VIII 2.9% A 15JAN2025	3.4	China Overseas Finance (Cayman) VIII Limited
HK MTGE CORP 0.42% A 24SEP2023	2.9	The Hong Kong Mortgage Corp Ltd
MIZUHO BANK/HK 0.7% A 15JUN2024	2.9	Mizuho Bank, Ltd. of Hong Kong
HK MTGE CORP 0.8% A 04OCT2024	2.8	The Hong Kong Mortgage Corp Ltd
HSBC HOLDINGS 1.55% A 03JUN2027	2.8	HSBC Holdings PLC
STANDARD CHART 4% A 27JUN2025	2.8	Standard Chartered PLC
AIA GROUP 2.25% Q 28MAR2024	2.8	AIA Group Limited
BANK OF COMM/HK 0.95% A 13DEC2023	2.6	Bank of Communications Co Ltd Hong Kong Branch
RABOBANK UA HK 2.2% A 17MAY2023	2.6	RABOBANK UA HK

- Investment involves risks and is subject to market fluctuations and inherent risks. Investment in emerging markets involves special risks and considerations. Investors could face no returns and/or suffer significant loss related to the investments. Past performance is not indicative of future performance. Fund performance is calculated in sub-fund currency on NAV-to-NAV basis with gross distributions re-invested. Investors should carefully consider their own investment objectives, risk tolerance level and other circumstances. Please refer to the offering document of the sub-funds for further details (including risk factors, fees and fund information).
- Investors should note that Bank of China (Hong Kong) Limited is not the Manager of the BOCHK Investment Funds whilst BOCI-Prudential Asset Management Limited is the Manager. Bank of China (Hong Kong) Limited will act as the Sponsor of BOCHK Investment Funds and the Distributor of certain sub-funds of BOCHK Investment Funds.
- The information contained herein is based on sources believed to be reliable and has not been independently verified. BOCI-Prudential Asset Management Limited makes no representation, warranty or undertaking, whether express or implied, in relation to the information, opinions or projections have been based, and will not be responsible for damages arising out of any person's reliance upon this document. Information, opinions and projections in this document reflect a judgment at its original date of publication and are subject to change without notice.
- The information, opinions and projections contained herein are for reference only. The manager's comment above solely reflects the opinion, view and interpretation of the fund managers as of the date of issuance of this document. Investors should not solely rely on such information, opinions and projections to make any investment decision. Investors should seek independent financial and professional advice as appropriate before making any investment decision. This document should not be reproduced or further distributed to any person or entities, whether in whole or in part, for any purposes.
- This document does not constitute any distribution, or any recommendation, offer, invitation or solicitation to buy or sell any investment.
- This document is issued by BOCI-Prudential Asset Management Limited. It has not been reviewed by the SFC.